

Ladders & Rails

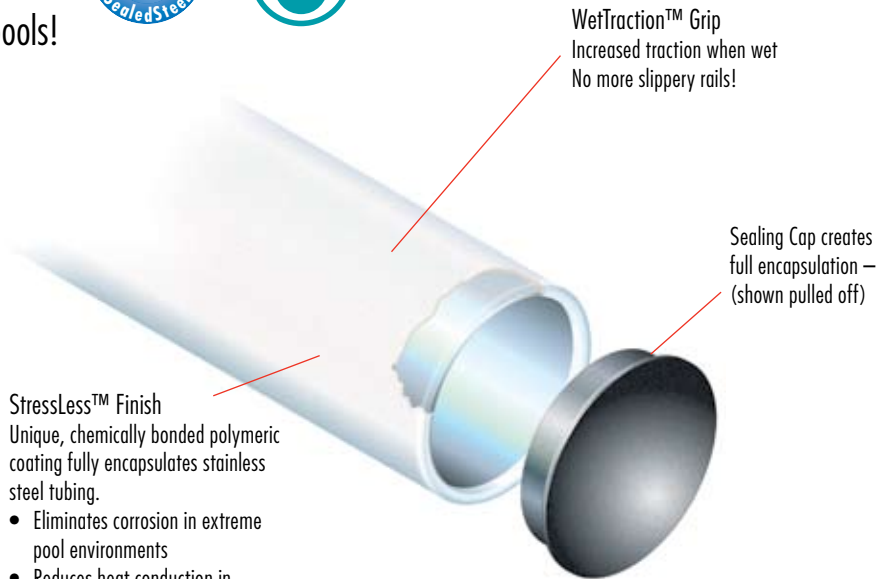
NEW! SealedSteel™

The #1 choice for use in salt chlorinator pools!



StressLess™ Finish
Unique, chemically bonded polymeric coating fully encapsulates stainless steel tubing.

- Eliminates corrosion in extreme pool environments
- Reduces heat conduction in high temperatures
- Easy-to-clean with off-the-shelf cleaners



WetTraction™ Grip
Increased traction when wet
No more slippery rails!

Sealing Cap creates full encapsulation — (shown pulled off)

SealedSteel Features

S.R. Smith's new SealedSteel rail product line features the same strength of steel you need, with the beauty and comfort of our unique StressLess finish, a patent-pending chemically-bonded polymeric coating.

- No bonding required* when used with Universal Plastic Anchor. Subject to local codes and inspections.
- Eliminates corrosion in extreme pool environments
- Stays cool to the touch even in extreme temperatures
- WetTraction™ grip offers increased traction when wet — no more slippery rails, increasing pool safety!
- Fits into current anchor systems for no-hassle retro-fits!

*Rails only. Meets NEC 680.23.B.1 requirement for bonding of pool deck.

Currently available in these models:

Model Number	Description
DMS-100A	Deck Mounted Stair Rail
DMS-101A	Deck Mounted Stair Rail
DMS-102A	Deck Mounted Stair Rail
3HR	3-bend Hand Rail
F4H-102	Figure 4 Hand Rail
VLLS-103E	Economy Ladder

SealedSteel is also available on custom rails by quote.

SealedSteel Colors

Radiant White (VW)

Pewter Gray (VG)

Taupe (VT)


Rails



DMS-100



DMS-101



DMS-102



DMS-103



Figure 4



RRH



Commercial Ring



P-Rail



California Pretzel



SR-100 Spa Rail



Pool Rail with Flange



2-Bend



3-Bend

Our ladders and rails are available with a variety of options:*

- Tubing sizes: 1.50", 1.625" or 1.90" OD
- Wall thicknesses: .049", .065", .109", .145"
- Steel finishes: 304 or 316L
- Coatings: SealedSteel or powder coating

* Not all options are available on all ladders and rails. Please visit our website for more information.

Ladders



Economy/Residential



Commercial



Dade C. Florida



Parallel Look



Camelback



Snap-Lok



Standard Plus



Crossbrace Plus



Onground



Dock-Ladder



Easy-Out Therapeutic

Tread

Most ladders available with choice of Elite or Econoline treads.



Econoline




Elite

Custom Rails

Any size or shape you need — fast!

Whether it is a minor variation to one of our standard rail configurations, or something dreamed up on your own, S.R.Smith can build the special rail you need for your project. Large or small, simple or complex, our rail specialists have the knowledge and experience to get the job done. What's more, S.R.Smith keeps your project on track with the fastest turnaround time in the industry.

TRY OUR
CUSTOM RAIL
CONFIGURATOR
ONLINE!
[www.srsmith.com/
customrails](http://www.srsmith.com/customrails)



We offer a variety of options so every rail will be built according to your exact specifications. We can powder coat or SealedSteel your rails and ladders to match the décor of your masterpiece.

Rail materials option chart

Wall Thickness	304 Stainless Steel	316L Stainless Steel
.065"	1.625" OD & 1.90" OD	1.625" OD & 1.90" OD
.109"	1.90" OD	1.90" OD
.120"	1.50" OD	1.50" OD
.145"	1.90" OD	1.90" OD

Powder Coating Colors



SealedSteel Vinyl Colors



Actual product colors may vary

Copyright © 2009 S.R.Smith. All rights reserved.

M-E-BRO-50 06/09



Home Office, Sales and Manufacturing
P.O. Box 400 • 1017 SW Berg Parkway
Canby, OREGON 97013
Phone 503.266.2231 • Fax 503.266.4334

www.srsmith.com 800.824.4387