

# PROTECT YOUR POOL AND SPA FROM FREEZE DAMAGE



## IF YOUR AREA IS SUBJECT TO FREQUENT HARD FREEZES...


Treat water, clean pool, winterize piping and equipment, and securely cover pool.

## GENERAL POOL CLOSING TASKS

### INGROUND POOLS/SPAS



Water level should be lowered to below skimmer opening to allow for skimmer and pipe winterization




With filter system running:

- Add Stain Preventer / Metal Control to prevent surface staining
- Test water and properly balance alkalinity, hardness and pH
- Shock treat and add preventative algaecide



- Backwash/Clean filter
- Winterize all piping and cap with plugs,
- Drain equipment by removing all water
- Add swimming pool grade antifreeze to piping, install Skimmer Gizmo(s)
- Securely install Pool Cover



#### NOTE:

Allow appropriate time for each chemical to be effective before adding others. Do not leave chlorine tablets in automatic chlorinator during winter months.


### ABOVE GROUND SWIMMING POOLS



- Add Stain Preventer / Metal Control to prevent surface staining
- Test water and properly balance alkalinity, hardness, and pH
- Shock treat and add preventive algaecide




- Install Aquador (or comparable) to face of skimmer to prevent wall damage
- Plug water returns from inside pool with winter plugs
- Drain all piping/hoses and equipment (put in storage if possible)



- Add swimming pool grade antifreeze to any equipment that is not stored and install Skimmer Gizmo
- Secure Air Pillow in center of pool, install Pool Cover

#### NOTE:

Allow appropriate time for each chemical to be effective before adding the others. Do not leave chlorine tablets in automatic chlorinator during winter months.

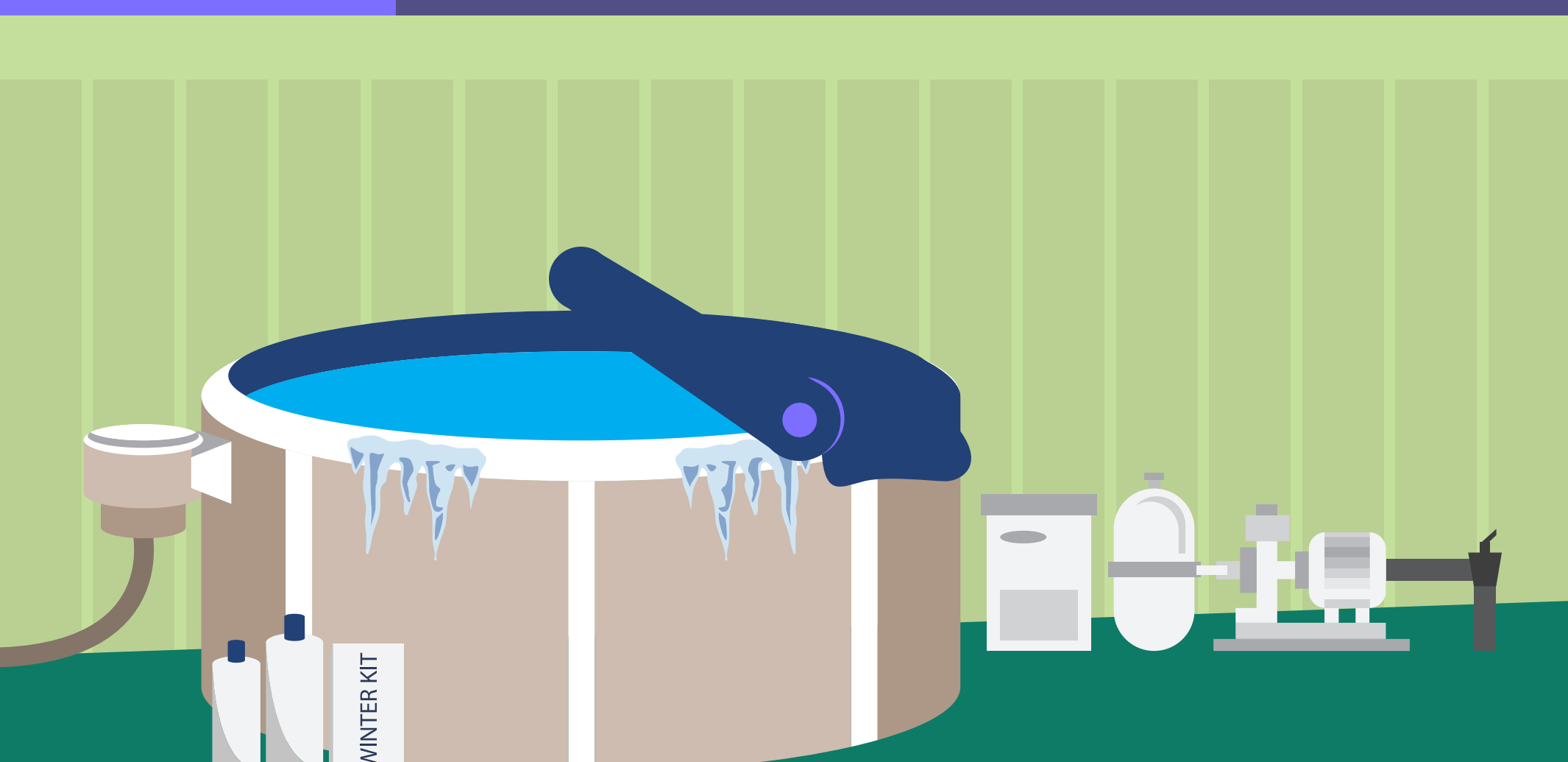


## COLD WINTER AREAS WHERE HARD FREEZE IS NOT EXPECTED...

If you do not expect to use your pool for several months – keep your filtration system operating as you would in-season, but significantly cut the hours that it runs. However, make sure your filter is running when temperatures reach 32 degrees or lower.

#### POOL ACT:

Water chemistry and safety are equally important in winter and summer.



### PORTABLE SPAS / HOT TUBS

Spas are designed to run and be enjoyed throughout the winter months. However, it is recommended that you lower the water temperature when the spa is not in use. Should you want to close it completely, drain the water out of the spa. Make certain that all piping and equipment is free of water and disconnect the power. Secure spa cover.



### RECOMMENDED PRODUCTS:

- Winterizing Kits
- Blowers
- Skimmer Faceplate Covers
- Gizzmos
- Water Tubes and Air Pillows
- Balancing and Shock Chemicals or Anti-Freeze
- Blower/Compressor
- Winter Plugs

**DISCLAIMER:** The information offered here are general guidelines. Consult your local Pool Professional for weather-related pool care information specific to your area.